

STUDENT CONSUMER INFORMATION

Universidad del Turabo

Distribution of Full Time Students by Academic Level
2015-16 (First Semester)

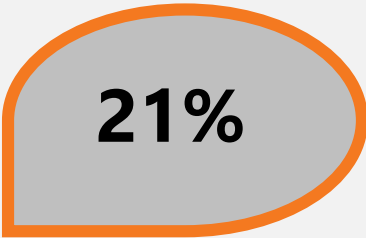
| | | Technical Studies | | Undergraduates | | Masters | | Doctorates | | Total | |
|-----------------------|----------------|-------------------|------|----------------|------|---------|------|------------|------|--------|------|
| | | # | % | # | % | # | % | # | % | # | % |
| Gender | Female | 301 | 74% | 5,776 | 56% | 895 | 67% | 54 | 66% | 7,026 | 58% |
| | Male | 106 | 26% | 4,513 | 44% | 434 | 33% | 28 | 34% | 5,081 | 42% |
| | Total | 407 | 100% | 10,289 | 100% | 1,329 | 100% | 82 | 100% | 12,107 | 100% |
| Pell Grant Recipients | No | 33 | 8% | 1,488 | 14% | 1,329 | 100% | 82 | 100% | 2,932 | 24% |
| | Sí | 374 | 92% | 8,801 | 86% | - | 0% | - | 0% | 9,175 | 76% |
| | Total | 407 | 100% | 10,289 | 100% | 1,329 | 100% | 82 | 100% | 12,107 | 100% |
| Ethnicity | Latin/Hispanic | 407 | 100% | 10,289 | 100% | 1,329 | 100% | 82 | 100% | 12,107 | 100% |

Source of information: Official Archive of Institutional Statistics

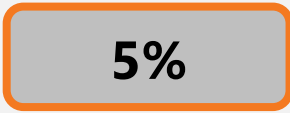
* Information includes Puerto Rico and US Continental Centers

**Graduation Rate
2009 Cohort**

(Full Time, First Time Degree Seeking Undergraduates Students)
*as reported in IPEDS



**Transfer Out Rate
2009 Cohort**



*as reported in IPEDS



**Graduation Rate
2009 Cohort
by Ethnicity**



*all students are Hispanic/Latino

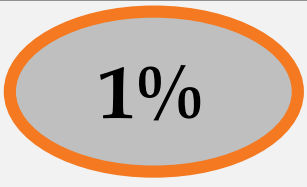


**Graduation Rate
2009 Cohort
Pell Grant Recipients**



**Graduation Rate
2009 Cohort**
Loan recipients without Pell Grant

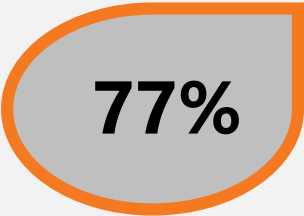
**Graduation Rate
2009 Cohort**
Students without economic assistance



* The cohort for graduation rate is defined with all new full time students without prior college experience in search of a college degree and that they completed the degree at 150% of the time.

**Retention Rate
2014 Cohort**

(Full Time Bachelor Seeking Students)
*as reported in IPEDS



* The cohort for retention rate is defined with all new students without prior college experience, enrolled in August in a program leading to a bachelor's degree with an academic load full-time and enroll again in August next year.